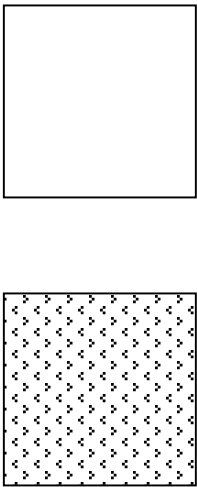
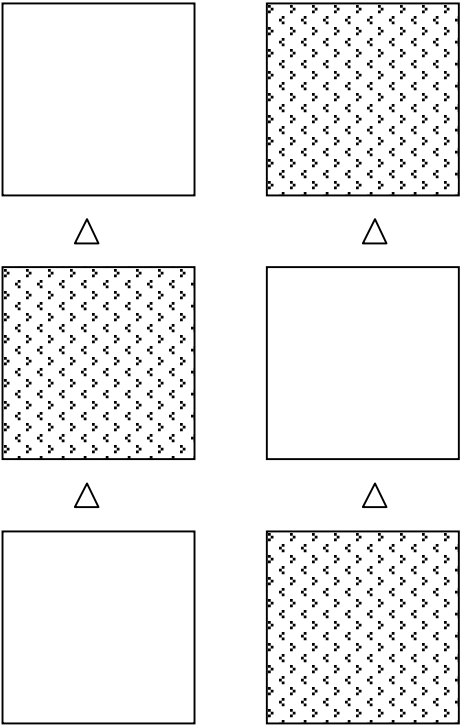


Sewing Seeds; Quilts of Valour Canada #1
 Nine Patch

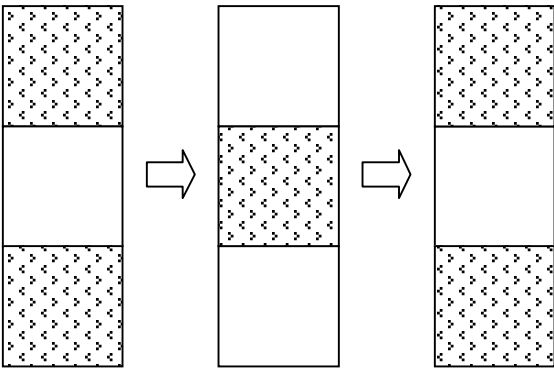


1) The dark external line of this box is supposed to be 3 1/2" square. Make a template or use a rotary cutter and grid ruler to make your cuts. Cut one 3 1/2" strip each of solid and print fabrics.



2) Join with 1/4" seam allowance, the solid to the print as per \triangle above. You will need more of the print than the solid configuration.

3) Join as per \Rightarrow below to create finished block shown at bottom right.



4) Finished block.

